

Lesson 1: Walking Safely Near Traffic

1.



- (A) Runners
- (B) Pedestrians
- (C) Traffic


2. When you are walking down the street, you should be very careful of the \_\_\_\_\_ moving on the road.

- (A) Pedestrians
- (B) Traffic
- (C) Intersections

3.



(A)



(B)



(C)

4.



(A)



(B)



(C)

5. Which color is best to wear when you are walking down the street?

- (A) Black
- (B) Brown
- (C) Yellow

## Lesson 2: Crossing Streets Safely

6. Who should be with you when you walk down or cross the street?

- (A) A friend      (B) An adult      (C) Your pet

7.



(A)



(B)



(C)


8. Where should you look before crossing the street?

- (A) Right-left-right      (B) Up-down-up      (C) Left-right-left

## Lesson 3: Crossing Intersections Safely

9. Look at the picture on your paper. Several cars have all stopped where two streets meet each other. What is the place where two or more streets meet together?

- (A) Highway      (B) Intersection      (C) Traffic

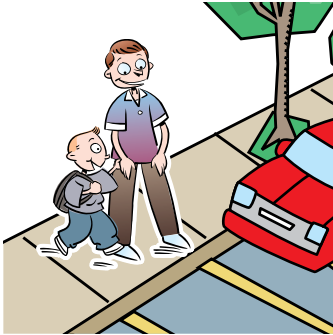


10. Where should you look before you cross an intersection?

- (A) Up-down-up and left-right-left  
 (B) Only left-right-left  
 (C) Left-right-left and in front-behind-in front

## Lesson 3: Crossing Intersections Safely


11.



Ⓐ



Ⓑ




Ⓒ

12.



Ⓐ



Ⓑ



Ⓒ

## Lesson 4: Parking Lot Safety

13. Franklin and his mother have just parked in the store parking lot. Where is the safest place for Franklin to get out of the car?

- Ⓐ The back seat on the opposite side of the car from his mother.
- Ⓑ The back window.
- Ⓒ The back seat on the same side as his mother.

## Lesson 4: Parking Lot Safety


14.



Ⓐ



Ⓑ



Ⓒ

15.

Peter is walking across the parking lot with his mother. He has a new basketball. The basketball slips from his hands. What should Peter do?


- Ⓐ Peter should stay where he is and tell his mother where the ball went.
- Ⓑ Peter should forget about the basketball. It is lost.
- Ⓒ Peter should run after the ball before he loses it.

## Lesson 5: Bus Safety

16.



Ⓐ




Ⓑ




Ⓒ

## Lesson 5: Bus Safety

17.



Ⓐ



Ⓑ



Ⓒ

18. What is the part of the bus that swings out and keeps you from walking too close to the front of the bus?

Ⓐ The stop sign

Ⓑ The crossbar

Ⓒ The hand rail