




AS YOU WALK OR ROLL THROUGH THE MONTH OF OCTOBER,
SHOW US HOW YOU LEARNED ABOUT SAFETY ALONG THE WAY
BY COLORING IN THE STEPS THAT YOU COMPLETED.

Map your Safe Route to School. Choose a route with lower traffic and speeds, bike lanes, sidewalks or paths, and marked crosswalks.

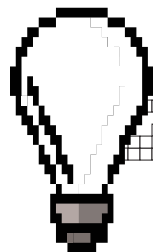


Watch the Video Pedestrian Safer Journey (choose the version for your age group)



Watch the Video Bicycle Safer Journey (choose the version for your age group)

With an adult, **practice crossing a marked crosswalk safely**, look left, right, then left again, and all around, wait until all drivers stop & see you before crossing, then walk across while looking back and forth and staying aware.




Learn how you can **be visible at night** while walking & rolling



Complete the Walking Safely Coloring Sheet



Review safe driving tips with your guardian, so they can be safe, aware drivers



Learn about Bicycling Infrastructure



Write a short slogan to convince other kids to wear a helmet when biking or scootering

WIN ICE CREAM!

FULL NAME _____
SCHOOL _____
HOME ROOM TEACHER _____ GRADE _____

Submit completed sheet via email to saferoutes@bikesonoma.org, or via mail to SRTS, PO Box 3088, Santa Rosa, CA 95402. Entries received by Wednesday, Nov 5th will be entered into a drawing for a \$25 gift card!

@sonomacountysaferoutes



METROPOLITAN
TRANSPORTATION
COMMISSION



Funding provided in part by the California Department of Public Health's Kids' Plates Program